

BOSS GP

Mugello Racing Weekend

Race 1 (20 Minutes)

Starting Grid

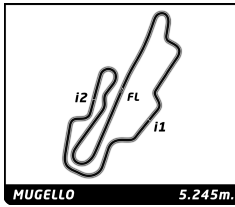
Simon JACKERMAIER	Team Top Speed	96	- 12 -		
2:04.969					
Erich ZECH	Team Top Speed	55	- 11 -	44	Scuderia Palladio SSD A RL Giancarlo PEDETTI
2:00.883					2:00.885
Henry CLAUSNITZER	WF Racing	118	- 10 -	36	Walter Colacino Racing Walter COLACINO
1:45.980					1:58.527
Jean-Christophe PEYRE	ZIGZAG	61	- 9 -	115	Hasler Motorsport Andreas HASLER
1:44.028					1:44.968
Nicolas MATILE	ZIGZAG	16	- 8 -	777	Jo Zeller Racing Stephan GLASER
1:42.117					1:43.935
UIF EHNINGER	ESBA-Racing	7	- 7 -	93	R&B Research and Wealth Management Roland RUPPRECHTER
1:41.286					1:41.460
Paul O'CONNELL	HS Engineering	11	- 6 -	66	Fiedler Racing Andreas FIEDLER
1:39.755					1:41.274
Marco MINELLI	AM SPORT SYSTEM	56	- 5 -	81	Red Rose Racing by LRT Michael FISCHER
1:37.756					1:39.319
Martin KINDLER	Jenzer Motorsport	43	- 4 -	46	Seibold auto + sport Alexander SEIBOLD
1:35.624					1:36.182
Marco GHIOTTO	Scuderia Palladio SSD A RL	27	- 3 -	77	M.M. Motorsport SRL Vladimir NETUSIL
1:33.264					1:34.100
Simone COLOMBO	M.M. Motorsport SRL	32	- 2 -	74	M.M. Motorsport SRL Massimiliano CUCCARESE
1:26.650					1:32.093
Ingo GERSTL	Team Top Speed	1	- 1 -	10	HS Engineering Antonio PIZZONIA

Pole



Published at:

Stewards: Maria Grazia ARBERI CSAI 26127	Gianluca NATALONI CSAI 338031	Antonina MARMILLATA CSAI 371681	Timekeeper: Andrea RAPI
---	----------------------------------	------------------------------------	-----------------------------------



BOSS GP

Mugello Racing Weekend

Race 1 (20 Minutes)

Final Classification

No	Driver	Nat	Team	Car	Cl.	Laps	Total Time	Gap	Kph	Best Lap		
										Lap	Time	Kph
1	32 Simone COLOMBO	ITA	M.M. Motorsport SRL	Dallara GP2/11 2011	FORMUL	11	20:40.954	-	167.4	3	1:35.594	197.5
2	74 Massimiliano CUCCARESE	ITA	M.M. Motorsport SRL	Dallara GP2/11 2011	FORMUL	11	20:42.397	+1.443	167.2	3	1:36.706	195.3
3	1 Ingo GERSTL	AUT	Team Top Speed	F1 - STR1 2006	F1	11	20:44.023	+3.069	167.0	3	1:33.026	203.0
4	27 Marco GHIOOTTO	ITA	Scuderia Palladio SSD A RL	Dallara GP2/11 2011	FORMUL	11	20:44.596	+3.642	166.9	9	1:37.753	193.2
5	77 Vladimir NETUSIL	CZE	M.M. Motorsport SRL	Dallara GP2/11 2011	FORMUL	11	20:50.240	+9.286	166.1	9	1:37.805	193.1
6	81 Michael FISCHER	AUT	Red Rose Racing by LRT	Dallara GP2/05 2005	FORMUL	11	20:56.778	+15.824	165.3	10	1:39.570	189.6
7	46 Alexander SEIBOLD	DEU	Seibold auto + sport	Dallara GP2/05 2005	FORMUL	11	21:01.634	+20.680	164.6	9	1:41.641	185.8
8	11 Paul O'CONNELL	IRL	HS Engineering	Dallara WS W8T12 2012	FORMUL	11	21:02.189	+21.235	164.6	9	1:40.487	187.9
9	43 Martin KINDLER	SUI	Jenzer Motorsport	Dallara GP2/11 2011	FORMUL	11	21:02.460	+21.506	164.5	10	1:41.793	185.5
10	93 Roland RUPPRECHTER	AUT	R&B Research and Wealth Management	Dallara GP2/05 2005	FORMUL	11	21:11.381	+30.427	163.4	11	1:44.552	180.6
11	16 Nicolas MATILE	MCO	ZIGZAG	Lola AutoGP 2005	FORMUL	11	21:12.496	+31.542	163.2	11	1:44.947	179.9
12	61 Jean-Christophe PEYRE	FRA	ZIGZAG	Lola AutoGP 2005	FORMUL	11	21:19.605	+38.651	162.3	10	1:46.097	178.0
13	777 Stephan GLASER	SUI	Jo Zeller Racing	Dallara WS V6 T08 2008	SUPERLIC	11	21:20.701	+39.747	162.2	10	1:45.890	178.3
14	44 Giancarlo PEDETTI	ITA	Scuderia Palladio SSD A RL	Dallara GP2/11 2011	FORMUL	11	22:08.509	+1:27.555	156.3	11	1:45.374	179.2
15	118 Henry CLAUSNITZER	DEU	WF Racing	Tatuus F. Renault V6 2003	SUPERLIC	10	21:07.953	1 Lap	148.9	8	1:57.561	160.6
16	115 Andreas HASLER	AUT	Hasler Motorsport	Dallara WS T08 2009	SUPERLIC	10	22:04.574	1 Lap	142.6	10	2:01.661	155.2
17	7 UIF EHNINGER	DEU	ESBA-Racing	F1 - B197 1997	F1	9	17:40.463	2 Laps	160.2	3	1:44.126	181.3
18	36 Walter COLACINO	ITA	Walter Colacino Racing	Lola F3000 T96 50 1998	SUPERLIC	9	21:07.348	2 Laps	134.1	3	2:03.210	153.3
19	10 Antonio PIZZONIA	BRA	HS Engineering	Dallara WS W8T12 2012	OPEN	7	13:44.029	4 Laps	160.4	3	1:33.603	201.7
20	66 Andreas FIEDLER	DEU	Fiedler Racing	Dallara GP2/08 2011	FORMUL	5	12:22.905	6 Laps	127.1	4	1:42.735	183.8
21	56 Marco MINELLI	ITA	AM SPORT SYSTEM	Dallara WS W8T12 2012	FORMUL	1	3:02.881	10 Laps	103.2			
22	55 Erich ZECH	DEU	Team Top Speed	Dallara GP2/11 2011	FORMUL	1	7:50.717	10 Laps	40.1			

Not classified

96 Simon JACKERMAIER DEU Team Top Speed Dallara GP2/11 2011 FORMUL

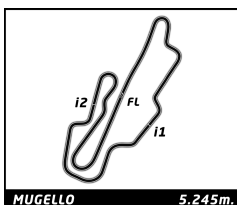
Pole Position:	Ingo GERSTL	1:26.650	217.9 Kph
Fastest Lap:	Lap3 Ingo GERSTL	1:33.026	203.0 Kph

CAR N 81 TIME PENALTY 5 SECONDS FOR OVERTAKING UNDER SAFETY CAR PROCEDURE

Published at:

Track Status: **DRY**

Stewards:			Timekeeper:
Maria Grazia ARBERI CSAI 26127	Gianluca NATALONI CSAI 338031	Antonia MARMILLATA CSAI 371681	Andrea RAPI



BOSS GP

Mugello Racing Weekend

Race 1 (20 Minutes)

Final Classification by Class

No	Driver	Nat	Team	Car	Laps	Total Time	Gap	Kph	Best Lap			
									Lap	Time	Kph	
F1												
1	Ingo GERSTL	AUT	Team Top Speed	F1 - STR1 2006	11	20:44.023		167.0	3	1:33.026	203.0	
2	Ulf EHNINGER	DEU	ESBA-Racing	F1 - B197 1997	9	17:40.463	2 Laps	160.2	3	1:44.126	181.3	
OPEN												
1	10 Antonio PIZZONIA	BRA	HS Engineering	Dallara WS W8T12 2012	7	13:44.029		160.4	3	1:33.603	201.7	
FORMULA												
1	32 Simone COLOMBO	ITA	M.M. Motorsport SRL	Dallara GP2/11 2011	11	20:40.954		167.4	3	1:35.594	197.5	
2	74 Massimiliano CUCCARESE	ITA	M.M. Motorsport SRL	Dallara GP2/11 2011	11	20:42.397	+1.443	167.2	3	1:36.706	195.3	
3	27 Marco GHIOITTO	ITA	Scuderia Palladio SSD A RL	Dallara GP2/11 2011	11	20:44.596	+3.642	166.9	9	1:37.753	193.2	
4	77 Vladimir NETUSIL	CZE	M.M. Motorsport SRL	Dallara GP2/11 2011	11	20:50.240	+9.286	166.1	9	1:37.805	193.1	
5	81 Michael FISCHER	AUT	Red Rose Racing by LRT	Dallara GP2/05 2005	11	20:56.778	+15.824	165.3	10	1:39.570	189.6	
6	46 Alexander SEIBOLD	DEU	Seibold auto + sport	Dallara GP2/05 2005	11	21:01.634	+20.680	164.6	9	1:41.641	185.8	
7	11 Paul O'CONNELL	IRL	HS Engineering	Dallara WS W8T12 2012	11	21:02.189	+21.235	164.6	9	1:40.487	187.9	
8	43 Martin KINDLER	SUI	Jenzer Motorsport	Dallara GP2/11 2011	11	21:02.460	+21.506	164.5	10	1:41.793	185.5	
9	93 Roland RUPPRECHTER	AUT	R&B Research and Wealth Management	Dallara GP2/05 2005	11	21:11.381	+30.427	163.4	11	1:44.552	180.6	
10	16 Nicolas MATILE	MCO	ZIGZAG	Lola AutoGP 2005	11	21:12.496	+31.542	163.2	11	1:44.947	179.9	
11	61 Jean-Christophe PEYRE	FRA	ZIGZAG	Lola AutoGP 2005	11	21:19.605	+38.651	162.3	10	1:46.097	178.0	
12	44 Giancarlo PEDETTI	ITA	Scuderia Palladio SSD A RL	Dallara GP2/11 2011	11	22:08.509	+1'27.555	156.3	11	1:45.374	179.2	
13	66 Andreas FIEDLER	DEU	Fiedler Racing	Dallara GP2/08 2011	5	12:22.905	6 Laps	127.1	4	1:42.735	183.8	
14	56 Marco MINELLI	ITA	AM SPORT SYSTEM	Dallara WS W8T12 2012	1	3:02.881	10 Laps	103.2				
15	55 Erich ZECH	DEU	Team Top Speed	Dallara GP2/11 2011	1	7:50.717	10 Laps	40.1				
Not classified												
96	Simon JACKERMAIER	DEU	Team Top Speed	Dallara GP2/11 2011			11 Laps					
SUPERLIGHTS												
1	777 Stephan GLASER	SUI	Jo Zeller Racing	Dallara WS V6 T08 2008	11	21:20.701		162.2	10	1:45.890	178.3	
2	118 Henry CLAUSNITZER	DEU	WF Racing	Tatus F. Renault V6 2003	10	21:07.953	1 Lap	148.9	8	1:57.561	160.6	
3	115 Andreas HASLER	AUT	Hasler Motorsport	Dallara WS T08 2009	10	22:04.574	1 Lap	142.6	10	2:01.661	155.2	
4	36 Walter COLACINO	ITA	Walter Colacino Racing	Lola F3000 T96 50 1998	9	21:07.348	2 Laps	134.1	3	2:03.210	153.3	

CAR N 81 TIME PENALTY 5 SECONDS FOR OVERTAKING UNDER SAFETY CAR PROCEDURE

Track Status: **DRY**

Published at:

Stewards:

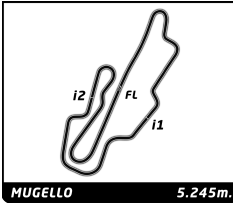
Maria Grazia ARBERI
CSAI 26127

Gianluca NATALONI
CSAI 338031

Antonia MARMILLATA
CSAI 371681

Timekeeper:

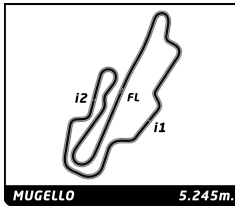
Andrea RAPI



BOSS GP
Mugello Racing Weekend
Race 1

Lap Chart

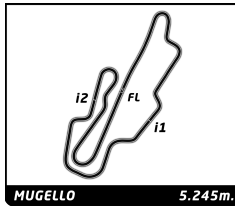
No	Pos	Grid	Lap											
			1	2	3	4	5	6	7	8	9	10	11	
1	1	1	1	1	1	1	1	1	1	1	1	1	1	32
10	2	10	10	10	10	10	10	10	10	32	32	32	74	
32	3	32	32	32	32	32	32	32	32	74	74	74	1	
74	4	74	74	74	74	74	74	74	74	77	77	77	27	
27	5	27	27	27	27	27	77	77	77	27	27	27	77	
77	6	77	77	77	77	77	27	27	27	81	81	81	81	
43	7	43	46	46	46	46	46	46	46	46	46	46	46	
46	8	46	81	81	81	81	81	81	11	11	11	11	11	
56	9	56	81	43	43	43	11	11	11	43	43	43	43	
81	10	81	56	11	11	11	43	43	43	7	7	93	93	
11	11	11	11	66	66	66	7	7	7	93	93	16	16	
66	12	66	7	7	7	93	93	93	16	16	61	61	61	
7	13	7	93	93	93	16	16	16	777	61	777	777		
93	14	93	93	16	16	16	777	777	777	61	777	44	44	
16	15	16	16	777	777	777	61	61	61	44	44	118		
777	16	777	777	61	61	61	44	44	44	118	118	115		
61	17	61	61	44	44	44	118	118	118	115	115			
115	18	115	115	118	118	118	115	115	115	36	36			
118	19	118	118	115	115	115	36	36	36					
36	20	36	36	36	36	66								
55	21	55	44											
44	22	44	55											
96	23	96												



BOSS GP Mugello Racing Weekend Race 1

Best Sector Times

Sector 1			Sector 2			Sector 3			Ideal Lap	Best Lap
Pos	No Driver	Time	No Driver	Time	No Driver	Time	Pos	No Driver		
1	1 I.GERSTL	31.891	1 I.GERSTL	28.067	1 I.GERSTL	32.526	1	1 I.GERSTL	1:32.484	1:33.026 (1)
2	10 A.PIZZONIA	32.711	10 A.PIZZONIA	28.086	10 A.PIZZONIA	32.731	2	10 A.PIZZONIA	1:33.528	1:33.603 (2)
3	32 S.COLOMBO	33.343	32 S.COLOMBO	28.764	32 S.COLOMBO	33.334	3	32 S.COLOMBO	1:35.441	1:35.594 (3)
4	74 M.CUCCARESE	33.827	74 M.CUCCARESE	29.351	74 M.CUCCARESE	33.445	4	74 M.CUCCARESE	1:36.623	1:36.706 (4)
5	27 M.GHIOTTO	33.839	77 V.NETUSIL	29.743	77 V.NETUSIL	33.911	5	77 V.NETUSIL	1:37.501	1:37.805 (6)
6	77 V.NETUSIL	33.847	27 M.GHIOTTO	29.868	27 M.GHIOTTO	33.917	6	27 M.GHIOTTO	1:37.624	1:37.753 (5)
7	81 M.FISCHER	34.596	81 M.FISCHER	30.042	81 M.FISCHER	34.772	7	81 M.FISCHER	1:39.410	1:39.570 (7)
8	11 P.O'CONNELL	34.837	11 P.O'CONNELL	30.453	46 A.SEIBOLD	34.906	8	11 P.O'CONNELL	1:40.487	1:40.487 (8)
9	43 M.KINDLER	35.216	43 M.KINDLER	30.784	11 P.O'CONNELL	35.197	9	46 A.SEIBOLD	1:41.436	1:41.641 (9)
10	46 A.SEIBOLD	35.376	46 A.SEIBOLD	31.154	43 M.KINDLER	35.474	10	43 M.KINDLER	1:41.474	1:41.793 (10)
11	66 A.FIEDLER	35.884	66 A.FIEDLER	31.277	66 A.FIEDLER	35.574	11	66 A.FIEDLER	1:42.735	1:42.735 (11)
12	16 N.MATILE	36.022	7 U.EHNINGER	31.779	93 R.RUPPRECHTER	35.951	12	7 U.EHNINGER	1:44.042	1:44.126 (12)
13	7 U.EHNINGER	36.071	93 R.RUPPRECHTER	31.822	7 U.EHNINGER	36.192	13	93 R.RUPPRECHTER	1:44.102	1:44.552 (13)
14	61 J.PEYRE	36.316	16 N.MATILE	31.978	16 N.MATILE	36.278	14	16 N.MATILE	1:44.278	1:44.947 (14)
15	93 R.RUPPRECHTER	36.329	44 G.PEDETTI	32.100	44 G.PEDETTI	36.344	15	777 S.GLASER	1:45.348	1:45.890 (16)
16	777 S.GLASER	36.330	777 S.GLASER	32.192	61 J.PEYRE	36.793	16	44 G.PEDETTI	1:45.374	1:45.374 (15)
17	44 G.PEDETTI	36.930	61 J.PEYRE	32.640	777 S.GLASER	36.826	17	61 J.PEYRE	1:45.749	1:46.097 (17)
18	118 H.CLAUSNITZER	39.578	118 H.CLAUSNITZER	36.137	118 H.CLAUSNITZER	40.777	18	118 H.CLAUSNITZER	1:56.492	1:57.561 (18)
19	36 W.COLACINO	41.859	115 A.HASLER	36.904	115 A.HASLER	42.008	19	115 A.HASLER	2:01.200	2:01.661 (19)
20	115 A.HASLER	42.288	36 W.COLACINO	37.635	36 W.COLACINO	43.512	20	36 W.COLACINO	2:03.006	2:03.210 (20)



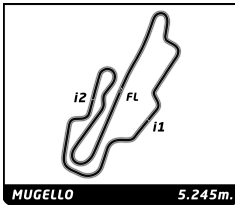
BOSS GP

Mugello Racing Weekend

Race 1

Best Top Speed

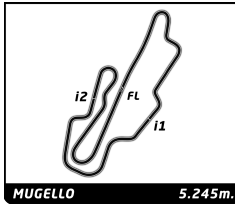
No Driver	Team	Class	Top 1		Top 2		Top 3		Top 4		Top 5		Avg
			Kph	Lap	Kph	Lap	Kph	Lap	Kph	Lap	Kph	Lap	
1 Ingo GERSTL	Team Top Speed	F1	315.1	5	314.2	2	313.3	3	308.0	4	300.3	10	310,2
10 Antonio PIZZONIA	HS Engineering	OPEN	300.3	5	297.9	3	297.9	4	293.0	2	203.6	6	278,5
7 Ulf EHNINGER	ESBA-Racing	F1	293.0	5	292.3	4	291.5	3	291.5	7	290.7	6	291,8
74 Massimiliano CUCCARESE	M.M. Motorsport SRL	FORMULA	291.5	5	291.5	3	290.7	9	290.7	4	289.9	10	290,9
27 Marco GHIOTTO	Scuderia Palladio SSD A RL	FORMULA	290.7	11	290.7	10	289.9	9	286.9	5	286.9	3	289,0
77 Vladimir NETUSIL	M.M. Motorsport SRL	FORMULA	290.7	2	289.1	3	288.4	11	288.4	9	288.4	5	289,0
46 Alexander SEIBOLD	Seibold auto + sport	FORMULA	288.4	10	288.4	6	286.9	9	286.9	5	286.1	11	287,3
93 Roland RUPPRECHTER	R&B Research and Wealth Management	FORMULA	288.4	10	288.4	7	285.4	4	285.4	3	284.6	6	286,4
66 Andreas FIEDLER	Fiedler Racing	FORMULA	287.6	3	286.9	4	286.1	5	285.4	2			286,5
32 Simone COLOMBO	M.M. Motorsport SRL	FORMULA	286.9	4	286.1	5	286.1	3	284.6	10	283.9	11	285,5
43 Martin KINDLER	Jenzer Motorsport	FORMULA	285.4	10	285.4	3	284.6	11	284.6	4	283.1	9	284,6
44 Giancarlo PEDETTI	Scuderia Palladio SSD A RL	FORMULA	280.9	4	280.2	11	280.2	5	278.8	10	278.8	3	279,8
61 Jean-Christophe PEYRE	ZIGZAG	FORMULA	278.1	9	278.1	4	277.3	5	277.3	3	276.6	2	277,5
81 Michael FISCHER	Red Rose Racing by LRT	FORMULA	276.6	4	275.9	5	275.2	6	273.9	11	273.9	3	275,1
11 Paul O'CONNELL	HS Engineering	FORMULA	273.9	10	273.9	5	273.2	11	273.2	3	272.5	4	273,3
16 Nicolas MATILE	ZIGZAG	FORMULA	271.1	10	271.1	9	269.8	11	269.1	3	269.1	2	270,0
777 Stephan GLASER	Jo Zeller Racing	SUPERLIGHTS	267.8	3	267.1	4	266.5	7	266.5	6	265.8	5	266,7
118 Henry CLAUSNITZER	WF Racing	SUPERLIGHTS	238.4	2	235.8	3	234.8	10	234.3	9	234.3	4	235,5
36 Walter COLACINO	Walter Colacino Racing	SUPERLIGHTS	236.3	3	236.3	4	233.3	2	229.4	8	227.4	7	232,5
115 Andreas HASLER	Hasler Motorsport	SUPERLIGHTS	235.8	3	234.8	10	234.3	2	233.8	9	233.3	8	234,4
55 Erich ZECH	Team Top Speed	FORMULA											
56 Marco MINELLI	AM SPORT SYSTEM	FORMULA											
96 Simon JACKERMAIER	Team Top Speed	FORMULA											



BOSS GP
Mugello Racing Weekend
Race 1

Leader Sequence by Class

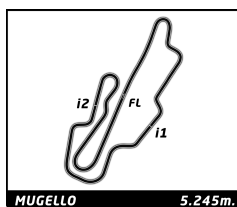
No	Driver	Team	Car	Start Lap	End Lap	Laps	Total Laps
F1							
1	Ingo GERSTL	Team Top Speed	F1 - STR1 2006	1	11	11	11
FORMULA							
32	Simone COLOMBO	M.M. Motorsport SRL	Dallara GP2/11 2011	1	11	11	11
OPEN							
10	Antonio PIZZONIA	HS Engineering	Dallara WS W8T12 2012	1	7	7	7
SUPERLIGHTS							
777	Stephan GLASER	Jo Zeller Racing	Dallara WS V6 T08 2008	1	11	11	11



BOSS GP
Mugello Racing Weekend
Race 1

Fastest Lap Sequence

Elapsed	No	Driver	Team	Car	Class	Time	Kph	Lap
4:31.132	1	Ingo GERSTL	Team Top Speed	F1 - STR1 2006	F1	1:34.149	200.6	2
6:04.158	1	Ingo GERSTL	Team Top Speed	F1 - STR1 2006	F1	1:33.026	203.0	3

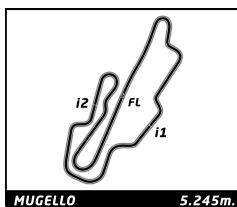


BOSS GP
Mugello Racing Weekend
Race 1

Analysis by lap

Lapped

No	Lap Time	Gap	No	Lap Time	Gap	No	Lap Time	Gap	No	Lap Time	Gap	No	Lap Time	Gap
Lap 1			11	1:42.433	27.769	10	2:15.793	18.594	61	1:58.706	45.623	61	1:46.595	38.651
1	2:56.983	0.000	66	1:43.627	30.686	115	2:05.796	1 Lap	36	2:10.274	1 Lap	777	1:46.744	39.747
10	2:58.124	1.141	7	1:44.126	34.653	32	2:03.156	22.198	44	2:07.949	1:32.268	115	2:01.661	1 Lap
32	2:59.113	2.130	93	1:45.606	36.998	74	2:01.252	23.048				44	1:45.374	1:27.555
74	2:59.500	2.517	16	1:46.171	38.730	77	1:54.324	23.809	Lap 9					
27	3:00.112	3.129	777	1:46.107	39.917	27	1:52.537	37.150	1	1:38.703				
77	3:00.424	3.441	61	1:46.327	41.459	46	1:51.997	37.575	118	1:57.561	1 Lap			
43	3:01.509	4.526	44	1:49.391	55.490	81	1:51.359	38.091	32	1:36.448	31.217			
46	3:01.731	4.748	118	1:57.602	1:10.434	11	1:49.627	38.831	74	1:37.341	32.644			
81	3:02.861	5.878	115	2:01.780	1:19.634	43	1:49.771	39.521	77	1:37.805	34.124			
56	3:02.881	5.898	36	2:03.210	1:22.067	7	1:49.765	49.953	27	1:37.753	34.581			
11	3:03.948	6.965	Lap 4			93	1:49.550	50.692	81	1:39.898	38.644			
66	3:05.227	8.244	1	1:35.235		16	1:49.093	54.112	46	1:41.641	41.645			
7	3:06.799	9.816	10	1:34.433	1.146	777	1:49.198	55.198	11	1:40.487	42.183			
93	3:07.436	10.453	32	1:36.448	9.987	36	2:39.992	1 Lap	43	1:42.057	44.069			
16	3:08.718	11.735	55	7:50.717	3 Laps	61	1:50.552	59.495	7	1:45.379	48.237			
777	3:08.988	12.005	74	1:37.187	13.187	66	4:05.326	1 Lap	93	1:45.052	48.773			
61	3:10.375	13.392	27	1:38.444	18.765	44	1:56.880	1:26.305	16	1:45.161	50.333			
115	3:14.265	17.282	77	1:38.137	21.064	118	2:01.562	1:59.559	61	1:47.767	54.687			
118	3:14.724	17.741	46	1:43.296	32.452	Lap 7			777	1:49.114	55.841			
36	3:15.511	18.528	81	1:43.427	32.919	1	2:03.403		115	2:04.747	1 Lap			
44	3:15.558	18.575	43	1:42.862	34.926	10	2:12.460	27.651	Lap 10					
Lap 2			11	1:42.423	34.957	115	2:11.966	1 Lap	1	1:39.856				
1	1:34.149		66	1:42.735	38.186	32	2:10.712	29.507	44	1:51.274	1 Lap			
10	1:34.379	1.371	7	1:45.173	44.591	74	2:10.468	30.113	36	2:10.614	2 Laps			
32	1:38.225	6.206	93	1:45.392	47.155	77	2:10.649	31.055	32	1:37.773	29.134			
74	1:39.187	7.555	16	1:45.939	49.434	27	1:57.783	31.530	74	1:38.283	31.071			
27	1:40.821	9.801	777	1:46.796	51.478	46	1:58.149	32.321	77	1:38.039	32.307			
77	1:43.170	12.462	61	1:46.851	53.075	81	1:57.949	32.637	27	1:38.055	32.780			
46	1:43.976	14.575	44	1:47.818	1:08.073	11	1:58.032	33.460	118	1:58.456	1 Lap			
81	1:45.313	17.042	118	1:57.695	1:32.894	43	1:58.702	34.820	81	1:39.570	38.358			
43	1:47.246	17.623	Lap 5			7	1:49.689	36.239	46	1:42.984	44.773			
11	1:45.546	18.362	1	1:35.881		93	1:49.497	36.786	11	1:42.569	44.896			
66	1:45.990	20.085	10	1:35.237	0.502	16	1:47.332	38.041	43	1:41.793	46.006			
7	1:47.886	23.553	115	2:03.709	1 Lap	777	1:46.782	38.577	93	1:45.830	54.747			
93	1:48.114	24.418	36	2:04.690	1 Lap	61	1:47.970	44.062	16	1:44.990	55.467			
16	1:47.999	25.585	32	1:42.637	16.743	36	2:19.602	1 Lap	61	1:46.097	1:00.928			
777	1:48.980	26.836	74	1:42.191	19.497	44	1:58.562	1:21.464	777	1:45.890	1:01.875			
61	1:48.915	28.158	77	1:42.003	27.186	118	2:00.241	1:56.397	115	2:03.127	1 Lap			
44	1:54.699	39.125	27	1:59.430	42.314	Lap 8			44	1:46.070	1:51.053			
118	2:02.266	45.858	46	1:46.708	43.279	1	1:57.145		Lap 11					
115	2:07.747	50.880	81	1:47.395	44.433	32	2:01.110	33.472	32	1:39.738				
36	2:07.504	51.883	11	1:47.829	46.905	74	2:01.038	34.006	74	1:39.244	1.443			
Lap 3			43	1:48.406	47.451	77	2:01.112	35.022	1	2:11.941	3.069			
1	1:33.026		7	1:49.179	57.889	27	2:01.146	35.531	27	1:39.734	3.642			
10	1:33.603	1.948	93	1:47.569	58.843	81	2:01.957	37.449	77	1:45.851	9.286			
32	1:35.594	8.774	16	1:49.167	1:02.720	46	2:03.531	38.707	81	1:41.338	10.824			
74	1:36.706	11.235	777	1:48.104	1:03.701	11	2:04.084	40.399	46	1:44.779	20.680			
77	1:38.781	15.556	61	1:49.450	1:06.644	43	2:03.040	40.715	11	1:45.211	21.235			
27	1:38.726	18.162	44	1:54.934	1:27.126	115	2:09.776	1 Lap	43	1:44.372	21.506			
46	1:42.842	24.391	118	1:58.685	1:55.698	7	2:02.467	41.561	36	2:15.951	2 Laps			
81	1:40.711	24.727	Lap 6			93	2:02.783	42.424	118	1:59.161	1 Lap			
43	1:42.702	27.299	1	1:57.701		16	2:02.979	43.875	93	1:44.552	30.427			
						777	2:03.998	45.430	16	1:44.947	31.542			



BOSS GP

Mugello Racing Weekend

Race 1

Sector Analysis

— Invalidated Lap

■ Personal Best

■ Session Best

■ Crossing the pit lane

Lap	Time	Sector 1	Sector 2	Sector 3	T.Spd	Elapsed	Lap	Time	Sector 1	Sector 2	Sector 3	T.Spd	Elapsed
8	2:03.040	48.500	36.771	37.769	177.1	15:54.238	1	3:05.227	1:20.828	48.215	56.184		3:05.227
9	1:42.057	35.799	30.784	35.474	283.1	17:36.295	2	1:45.990	37.826	32.327	35.837	285.4	4:51.217
10	1:41.793	35.216	30.966	35.611	285.4	19:18.088	3	1:43.627	36.175	31.667	35.785	287.6	6:34.844
11	1:44.372	35.740	32.409	36.223	284.6	21:02.460	4	1:42.735	35.884	31.277	35.574	286.9	8:17.579
							5	4:05.326 B	36.399			286.1	12:22.905

44 **Giancarlo PEDETTI** ITA
Scuderia Palladio SSD A RL Dallara GP2/11 2011

1	3:15.558	1:30.727	49.754	55.077		3:15.558
2	1:54.699	40.795	34.932	38.972	265.2	5:10.257
3	1:49.391	38.334	33.649	37.408	278.8	6:59.648
4	1:47.818	37.490	33.002	37.326	280.9	8:47.466
5	1:54.934	38.844	35.120	40.970	280.2	10:42.400
6	1:56.880	41.943	35.354	39.583	214.4	12:39.280
7	1:58.562	39.524	35.110	43.928	247.7	14:37.842
8	2:07.949	45.575	44.853	37.521	231.8	16:45.791
9	1:51.274	38.274	35.847	37.153	278.1	18:37.065
10	1:46.070	37.091	32.310	36.669	278.8	20:23.135
11	1:45.374	36.930	32.100	36.344	280.2	22:08.509

46 **Alexander SEIBOLD** DEU
Seibold auto + sport Dallara GP2/05 2005

1	3:01.731	1:16.733	48.811	56.187		3:01.731
2	1:43.976	36.622	31.618	35.736	283.9	4:45.707
3	1:42.842	35.613	31.154	36.075	285.4	6:28.549
4	1:43.296	35.955	31.932	35.409	284.6	8:11.845
5	1:46.708	36.995	33.695	36.018	286.9	9:58.553
6	1:51.997	36.803	33.137	42.057	288.4	11:50.550
7	1:58.149	37.275	37.340	43.534	278.1	13:48.699
8	2:03.531	47.556	38.509	37.466	164.7	15:52.230
9	1:41.641	35.376	31.359	34.906	286.9	17:33.871
10	1:42.984	35.651	31.552	35.781	288.4	19:16.855
11	1:44.779	35.655	32.201	36.923	286.1	21:01.634

55 **Erich ZECH** DEU
Team Top Speed Dallara GP2/11 2011

1	7:50.717	6:22.175	41.790	46.752		7:50.717
---	----------	----------	---------------	---------------	--	----------

56 **Marco MINELLI** ITA
AM SPORT SYSTEM Dallara WS W8T12 2012

1	3:02.881	1:18.090	48.449	56.342		3:02.881
---	----------	----------	---------------	---------------	--	----------

61 **Jean-Christophe PEYRE** FRA
ZIGZAG Lola AutoGP 2005

1	3:10.375	1:26.002	48.518	55.855		3:10.375
2	1:48.915	38.137	33.601	37.177	276.6	4:59.290
3	1:46.327	36.837	32.697	36.793	277.3	6:45.617
4	1:46.851	36.668	33.241	36.942	278.1	8:32.468
5	1:49.450	36.970	34.764	37.716	277.3	10:21.918
6	1:50.552	38.132	34.276	38.144	275.2	12:12.470
7	1:47.970	37.238	33.458	37.274	275.2	14:00.440
8	1:58.706	46.293	34.769	37.644	275.2	15:59.146
9	1:47.767	37.751	33.221	36.795	278.1	17:46.913
10	1:46.097	36.316	32.640	37.141	274.5	19:33.010
11	1:46.595	36.594	32.753	37.248	273.9	21:19.605

66 **Andreas FIEDLER** DEU
Fiedler Racing Dallara GP2/08 2011

74 **Massimiliano CUCCARESE** ITA
M.M. Motorsport SRL Dallara GP2/11 2011

1	2:59.500	1:12.975	48.936	57.589		2:59.500
2	1:39.187	35.320	30.117	33.750	289.1	4:38.687
3	1:36.706	33.910	29.351	33.445	291.5	6:15.393
4	1:37.187	33.827	29.441	33.919	290.7	7:52.580
5	1:42.191	34.203	29.948	38.040	291.5	9:34.771
6	2:01.252	46.148	36.640	38.464	237.4	11:36.023
7	2:10.468	47.897	38.928	43.643	156.4	13:46.491
8	2:01.038	47.624	38.713	34.701	196.2	15:47.529
9	1:37.341	34.016	29.644	33.681	290.7	17:24.870
10	1:38.283	33.863	29.965	34.455	289.9	19:03.153
11	1:39.244	33.922	31.100	34.222	289.1	20:42.397

77 **Vladimir NETUSIL** CZE
M.M. Motorsport SRL Dallara GP2/11 2011

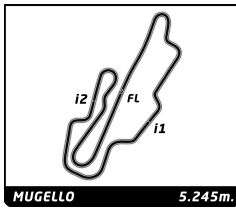
1	3:00.424	1:15.040	48.971	56.413		3:00.424
2	1:43.170	36.268	31.779	35.123	290.7	4:43.594
3	1:38.726	34.764	29.943	34.019	289.1	6:22.320
4	1:38.137	34.360	29.743	34.034	287.6	8:00.457
5	1:42.003	35.809	30.237	35.957	288.4	9:42.460
6	1:54.324	40.481	35.716	38.127	262.0	11:36.784
7	2:10.649	47.985	39.247	43.417	157.3	13:47.433
8	2:01.112	47.426	38.373	35.313	193.8	15:48.545
9	1:37.805	34.105	29.789	33.911	288.4	17:26.350
10	1:38.039	33.847	29.878	34.314	287.6	19:04.389
11	1:45.851	33.931	37.671	34.249	288.4	20:50.240

81 **Michael FISCHER** AUT
Red Rose Racing by LRT Dallara GP2/05 2005

1	3:02.861	1:18.971	48.419	55.471		3:02.861
2	1:45.313	36.696	32.578	36.039	271.8	4:48.174
3	1:40.711	34.808	30.254	35.649	273.9	6:28.885
4	1:43.427	35.844	31.936	35.647	276.6	8:12.312
5	1:47.395	36.757	33.975	36.663	275.9	9:59.707
6	1:51.359	36.241	32.971	42.147	275.2	11:51.066
7	1:57.949	37.109	37.435	43.405	271.1	13:49.015
8	2:01.957	47.900	38.016	36.041	154.4	15:50.972
9	1:39.898	34.896	30.230	34.772	272.5	17:30.870
10	1:39.570	34.596	30.042	34.932	273.2	19:10.440
11	1:41.338	34.923	31.554	34.861	273.9	20:51.778

93 **Roland RUPPRECHTER** AUT
R&B Research and Wealth Manager Dallara GP2/05 2005

1	3:07.436	1:22.594	48.714	56.128		3:07.436
2	1:48.114	38.157	33.003	36.954	283.1	4:55.550
3	1:45.606	36.675	32.211	36.720	285.4	6:41.156
4	1:45.392	36.734	32.061	36.597	285.4	8:26.548
5	1:47.569	36.329	33.685	37.555	284.6	10:14.117
6	1:49.550	38.424	33.987	37.139	284.6	12:03.667
7	1:49.497	37.709	33.091	38.697	288.4	13:53.164



BOSS GP Mugello Racing Weekend Race 1

Sector Analysis

— Invalidated Lap ■ Personal Best ■ Session Best B Crossing the pit lane

Lap	Time	Sector 1	Sector 2	Sector 3	T.Sp	Elapsed	Lap	Time	Sector 1	Sector 2	Sector 3	T.Sp	Elapsed
8	2:02.783	48.759	36.153	37.871	198.8	15:55.947							
9	1:45.052	36.852	31.822	36.378	275.9	17:40.999							
10	1:45.830	36.816	32.041	36.973	288.4	19:26.829							
11	1:44.552	36.641	31.960	35.951	281.7	21:11.381							

115 **Andreas HASLER** AUT
Hasler Motorsport Dallara WS T08 2009

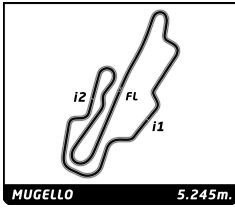
1	3:14.265	1:27.139	49.926	57.200		3:14.265
2	2:07.747	44.766	39.194	43.787	234.3	5:22.012
3	2:01.780	42.288	36.958	42.534	235.8	7:23.792
4	2:03.709	42.775	38.926	42.008	231.3	9:27.501
5	2:05.796	42.902	37.926	44.968	222.8	11:33.297
6	2:11.966	48.565	39.737	43.664	139.0	13:45.263
7	2:09.776	47.549	38.768	43.459	208.7	15:55.039
8	2:04.747	43.864	38.426	42.457	233.3	17:59.786
9	2:03.127	42.433	37.920	42.774	233.8	20:02.913
10	2:01.661	42.607	36.904	42.150	234.8	22:04.574

118 **Henry CLAUSNITZER** DEU
WF Racing Tatuus F. Renault V6 2003

1	3:14.724	1:27.611	50.036	57.077		3:14.724
2	2:02.266	42.366	38.676	41.224	238.4	5:16.990
3	1:57.602	40.331	36.446	40.825	235.8	7:14.592
4	1:57.695	40.397	36.137	41.161	234.3	9:12.287
5	1:58.685	40.788	36.579	41.318	233.8	11:10.972
6	2:01.562	40.847	38.523	42.192	233.3	13:12.534
7	2:00.241	40.917	37.398	41.926	233.3	15:12.775
8	1:57.561	40.458	36.326	40.777	231.8	17:10.336
9	1:58.456	39.578	37.023	41.855	234.3	19:08.792
10	1:59.161	40.243	37.400	41.518	234.8	21:07.953

777 **Stephan GLASER** SUI
Jo Zeller Racing Dallara WS V6 T08 2008

1	3:08.988	1:25.237	48.127	55.624		3:08.988
2	1:48.980	38.166	33.464	37.350	257.6	4:57.968
3	1:46.107	36.664	32.617	36.826	267.8	6:44.075
4	1:46.796	37.096	32.824	36.876	267.1	8:30.871
5	1:48.104	36.330	33.242	38.532	265.8	10:18.975
6	1:49.198	37.835	33.473	37.890	266.5	12:08.173
7	1:46.782	36.872	32.937	36.973	266.5	13:54.955
8	2:03.998	49.921	35.740	38.337	171.5	15:58.953
9	1:49.114	38.664	33.390	37.060	265.2	17:48.067
10	1:45.890	36.580	32.192	37.118	264.5	19:33.957
11	1:46.744	36.594	33.017	37.133	265.2	21:20.701


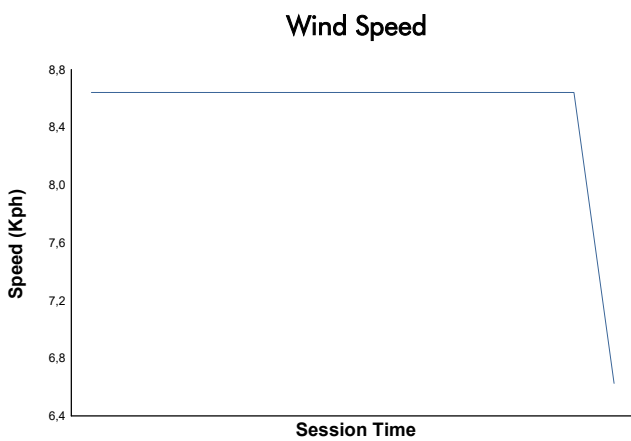
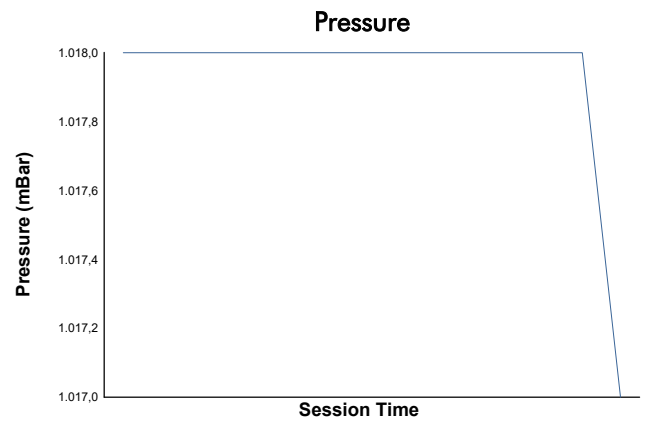
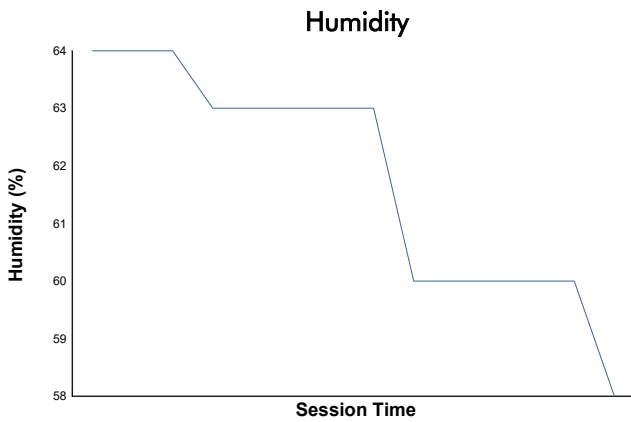
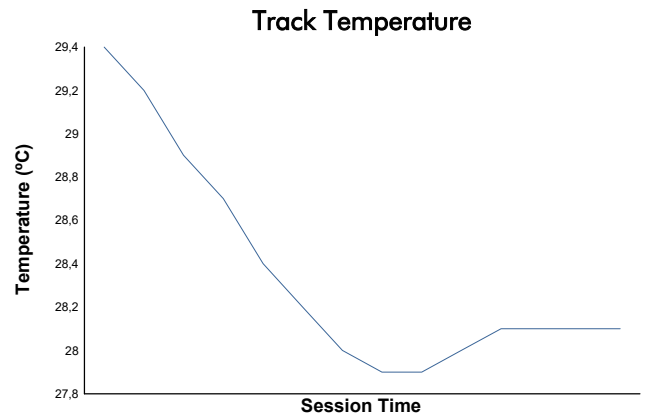
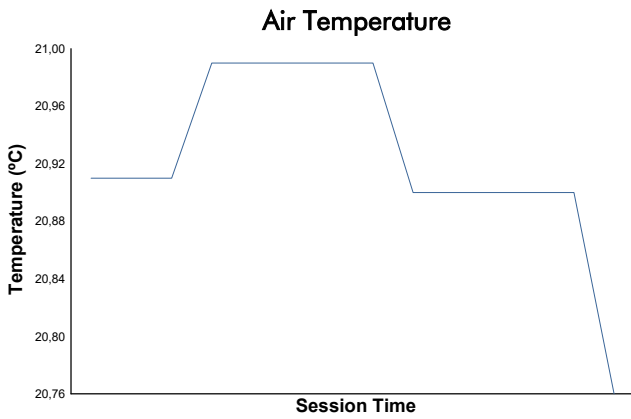


Mugello Racing Weekend

BOSS GP

Race 1

Weather Report



Track Status: **DRY**